



Recycling

Place Materials Out in Green Bin

All Clean Paper— In a Paper Sack or Small Cardboard Box (Do not use plastic bags)

Includes: Most all clean paper. Things like:

Magazines	Catalogues	Phonebooks
Newspaper	Cereal Boxes	Junkmail
Detergent Boxes	Greeting Cards	Wrapping Paper
Paperback Books	School Paper	Paper Egg Cartons


Lay sack or box either inside bin, on top of bin, or next to your bin with opening facing away from wind.

Corrugated cardboard. Break down flat and place under bin. For lots of boxes, fold and stuff multiple boxes into one box. Set out next to recycling bin.

NO! Do not include: Any soiled paper or these non-recyclable items:

Pizza Boxes	Juice Boxes	Milk Cartons
Hardbound Books	Tissue Paper	Paper Plates
Styrofoam	Rubber Bands	Plastic Bags

Yes



All recyclable paper may go into the same paper sack or a small cardboard box. Newspapers don't need to be kept separate.

Containers—Loose in the bin (Not in plastic bags)

Aluminum cans & Steel (tin) cans, including—empty aerosol cans, empty and dry paint cans.
Tip: Place end of food cans inside can and crimp closed.

Plastic bottles marked PETE ♻️, including: Bottles that held pop, cooking oil, mouthwash, shampoo or cleaners.

NO! PETE ♻️ not included: deli/produce containers, frozen food trays, plastic cups, toys or cookie trays.

Plastic bottles, tubs or snap top containers marked HDPE ♻️, including those that held milk, juice, cleaners, or other food items.

NO! HDPE ♻️ not included: motor oil or auto product bottles, lawn chemical bottles, toys or cookie trays.

NO! Glass bottles or jars.
(Glass may be taken to drop-off sites or placed in garbage)

NO! Lids of any kind. Remove and throw in garbage.

Yes











Remove Lids!

Discard lids in garbage.



Stomp 'em flat!

Recycling Collection Tips

-  **NO!** Glass in recycling bin. Take to a drop-off site or place in garbage.
-  **NO!** Lids. Remove snap top and screw on lids from all containers and place in garbage.
-  **NO!** Plastic bags, Styrofoam®, motor oil bottles, plate glass, syringes, light bulbs, batteries, drinking glasses or pizza boxes.
-  All ♻️ containers must be bottles with screw top lids. *No snap top containers or plastic cups.*
-  Containers marked ♻️ may be bottles or snap top containers.
-  The green bin must be used for setting out recyclables.
-  Remove bin from curb as soon as possible after collection.
-  Flatten plastic bottles for extra space in bin and to reduce litter (Flattened bottles don't blow away as easily).

Recycling Drop-off Sites

Recycling glass and the occasional extra bunch of recyclables is easy. Here are the drop-off sites that serve the city:

North West: **Scrap Central**
8518 Blondo Street

Open: Monday—Friday: 9AM—5PM
Saturday: 9AM—3PM

South West: **Firstar Fiber**
10330 "I" Street

Open: Monday—Friday: 7AM—7PM
Use the East driveway to Firstar, and the site is on your left before you reach the guard shack after you turn off of I Street.

South East: **River City Recycling**
6404 South 60TH Street

(north of Harrison Street on 60TH Street)

Open: Monday—Friday: 8AM—4:30PM (Winter)
Saturday: 8AM—NOON (Winter)
Monday—Saturday: 8AM—4:30PM (Spring, Summer, Fall)

North East: **CARE Recycling**
1011 North 45TH Street

Open: Monday—Friday: 7:30AM—3:30PM
Closed on state holidays

Other Recycling Sites (not City sponsored)

HyVee
96TH & "Q" Streets

Weyerhaeuser Recycling
7200 North 16TH Street